

NFIRS Dashboard Summary Report (All Incidents)

Report Period: 1/1/13 to 1/1/13

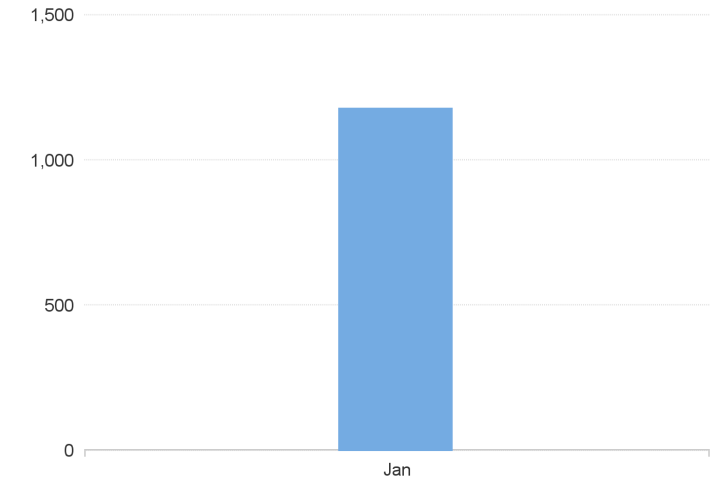
Total Fire Departments **199**

Total Incident Reports **1,177**

Summary By Incident Type Category

Incident Type Category	Total Incidents	Percent	Aid Given	Exposures	Grand Total
Fires (100-173)	55	5.0%	20	1	76
Overpressure Rupture, Explosion, Overheat Calls (200-251)	1	0.1%	0	0	1
Rescue and EMS Calls (300-381)	756	68.9%	26	0	782
Hazardous Condition Calls (400-482)	26	2.4%	1	0	27
Service Calls (500-571)	88	8.0%	9	0	97
Good Intent Calls (600-672)	107	9.8%	20	0	127
False Alarm and False Calls (700-751)	60	5.5%	3	0	63
Severe Weather and Natural Disaster Calls (800-815)	0	0.0%	0	0	0
Special Incident Type Calls (900-911)	3	0.3%	0	0	3
Unknown or Not Reported	1	0.1%	0	0	1
Grand Total	1,097	100.0%	79	1	1,177

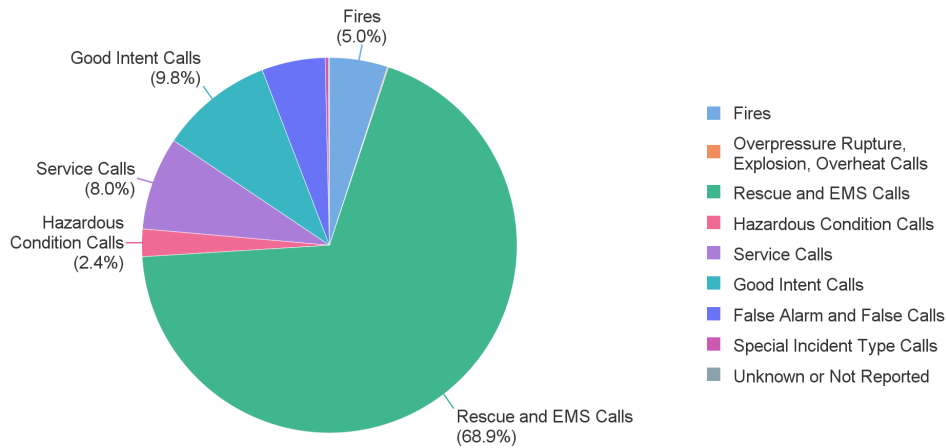
Incident Counts By Month of Year



Monthly Incident Counts

Jan	Feb	Mar	Apr	May	Jun	Jul	Aug	Sep	Oct	Nov	Dec	Grand Total
1,177	0	0	0	0	0	0	0	0	0	0	0	1,177

Incident Type Category Summary



Percent Valid
99.2%

Percent Released
95.9%

Incident Valid Status Summary

Incident Valid Status	Total	Percent
Valid	1,168	99.2%
Invalid	9	0.8%
No Activity	0	0.0%
Grand Total	1,177	100.0%

Incident Release Status Summary

Incident Valid Status	Total	Percent
Released	1,129	95.9%
Unreleased	48	4.1%
Grand Total	1,177	100.0%

Fire Service Injuries
1

Fire Service Deaths
0

Fire Service Casualty Summary

Fire Service Casualties	Fire-Related	Non-Fire	Grand Total
Fire Service Injuries	1	0	1
Fire Service Deaths	0	0	0
Total Fire Service Casualties	1	0	1

NFIRS Dashboard Summary Report (Fire Incidents)

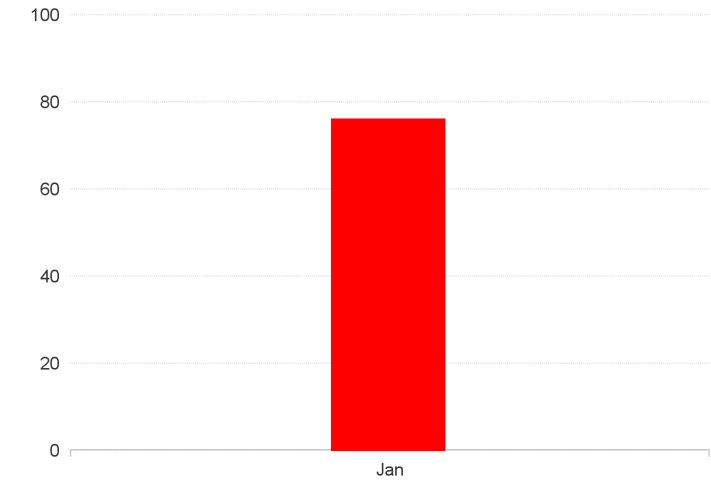
Report Period: 1/1/13 to 1/1/13

Total Fire Incidents 76

Summary By Incident Type Category

Incident Type Group	Total Incidents	Percent	Aid Given	Exposures	Grand Total
Structure Fires (111-118)	31	56.4%	18	1	50
Fires in Mobile Property Used as a Fixed Structure (120-123)	3	5.5%	1	0	4
Mobile Property (Vehicle) Fires (130-138)	7	12.7%	0	0	7
Natural Vegetation Fires (140-143)	2	3.6%	0	0	2
Outside Rubbish Fires (150-155)	10	18.2%	0	0	10
Special Outside Fires (160-164)	0	0.0%	0	0	0
Cultivated Vegetation, Crop Fires (170-173)	0	0.0%	0	0	0
Fires, Other (100)	2	3.6%	1	0	3
Grand Total	55	100.0%	20	1	76

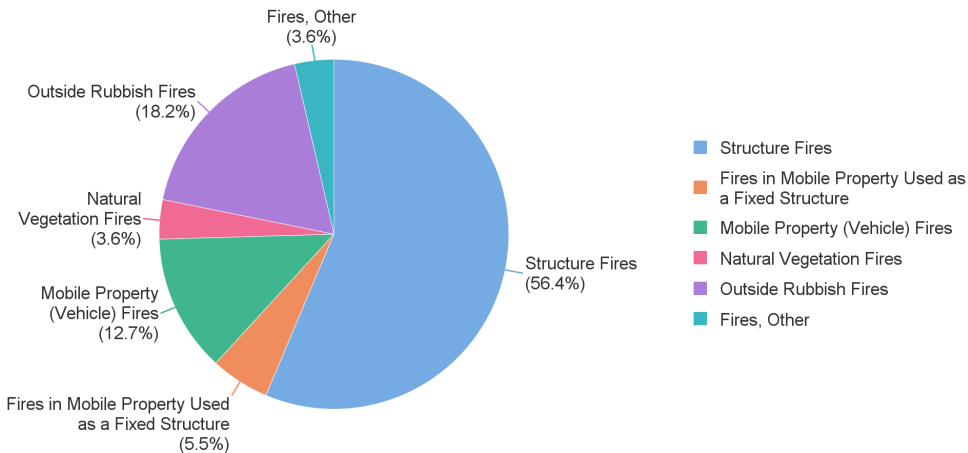
Fire Incident Counts By Month of Year



Monthly Incident Counts

Jan	Feb	Mar	Apr	May	Jun	Jul	Aug	Sep	Oct	Nov	Dec	Grand Total
76	0	0	0	0	0	0	0	0	0	0	0	76

Fire Incident Type Category Summary



Fire Dollar Loss Summary

Dollar Loss	Grand Total
Total Fire Property Loss	\$536,301
Total Fire Contents Loss	\$459,301
Total Fire Dollar Loss	\$995,602

Total Fire Dollar Loss
\$995,602

Civilian Fire Injuries
0

Civilian Fire Deaths
0

Civilian Fire Casualty Summary

Civilian Fire Casualties	Grand Total
Civilian Fire Injuries	0
Civilian Fire Deaths	0
Total Civilian Fire Casualties	0

Parameters

*** Query Name:Incidents ***

** Query Properties:

Universe:NFIRS Incidents
Last Refresh Date:1/1/25 2:37 PM
Last Execution Duration: 3
Number of rows: 1,177
Refreshable: ON
Retrieve Duplicate Rows: ON
Retrieve Empty Rows: OFF
Max Retrieval Time (s): /
Max Rows Retrieved: /
Query Stripping: OFF

Result Objects: State, Fire Department ID, Fire Department Name, Incident Date, Incident Number, Exposure, Incident Date - Month of Year, Incident Year, Incident Release Status, Incident Valid Status, Aid Given, Received, None or Other Flag Code, Number of Incidents, Number of Aid Given Incidents, Number of Exposure Incidents, Number of No Activity Incidents, Number of Invalid Incidents, Number of Valid Incidents, Incident Type Code, Incident Type Code (National), Incident Type Code (Group), Incident Type Code (Category), Incident Type Description, Number of Released Incidents, Number of Unreleased Incidents, Property Loss, Contents Loss, Total Loss, Fire Service Injuries, Fire Service Fatalities, Non Fire Service Injuries, Non Fire Service Fatalities

Parameter Prompts Summary

Enter value(s) for NFIRS Group: (Optional)
Enter value(s) for State: MO
Enter From Date: 01/01/2013
Enter To Date: 01/01/2013
Enter value(s) for Incident Valid Status: Invalid;Valid
Enter value(s) for NFIRS Version: 4.1;5.0
Enter value(s) for Incident Release Status: Released;Unreleased
Enter value(s) for Fire Department ID: All Fire Departments
Enter value(s) for Fire Department Active Status: Active

USFA NFIRS DATA DISCLAIMER:

Caution: NFIRS is not a repository of all fires or incidents that occur in the United States. NFIRS is a voluntary system, and it includes only those fire and other incidents reported to the system by fire departments that participate in NFIRS. Additionally, not all States participate in NFIRS each year, and not all fire departments that report to NFIRS within a State necessarily report all of their fire incidents. Also, some fire departments that report fire incidents do not report associated casualties or estimated dollar losses. States and/or fire departments that report in one particular year may not report to NFIRS the following year. Thus, NFIRS is not representative of all fires and other types of incidents that occur in the United States and is not a census of fire incidents or casualties.